


## Wall signpost with two profiles SW

Problem-free and individually applicable for indoor and outdoor use.

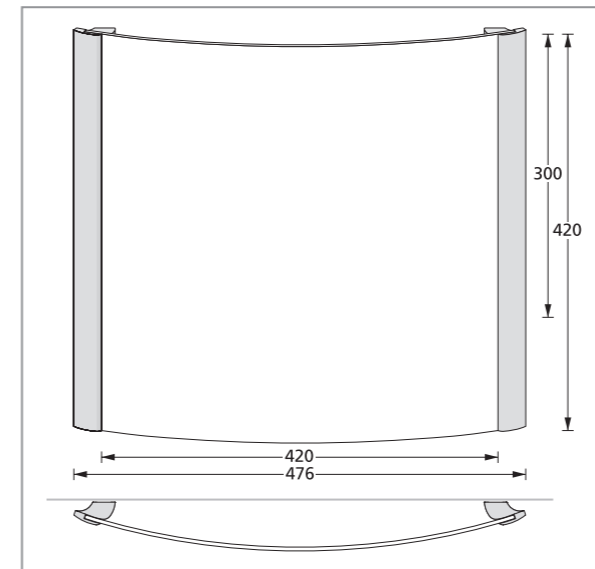


The **system sieben** wall-mounted signposts are available in a variety of different dimensions. Depending on the size, they include one or two side profiles for mounting. The surface design of the signs with lettering, signs, arrows, color and graphics can be individually adapted to the customer.

## Wall signpost with two profiles SW

Various materials with permanent lettering for lasting information.

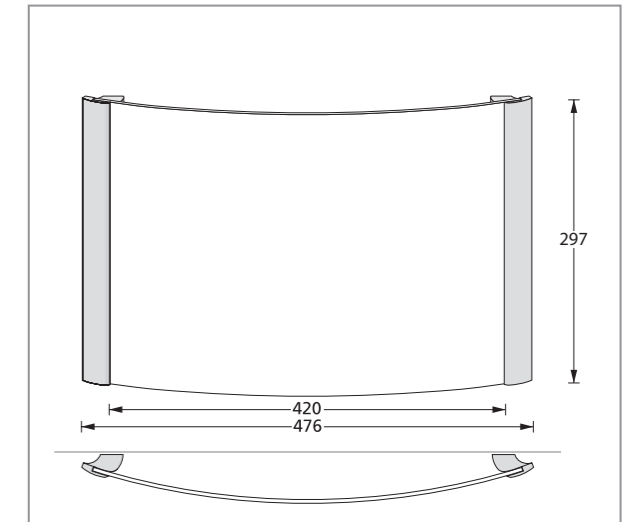
The stretched surfaces of the wayfinding signs in **system sieben** can be selected from a wide range of materials and surface variants. Matching the semi-transparent opaque films of the door signs, the signposts are available in the same material look with curved acrylic panels. A special strength are the universally applicable signposts in DIN formats. The asymmetrical signposts for DIN A4 widths have an interesting effect. These elements, which appear particularly transparent and weightless, are fixed on one side and are equipped with a floating acrylic folding spring, while the larger elements have system profiles on both sides.



### Practice sign

Painted aluminum offers all color options. In most applications, the signs will be designed with adhesive text, this simplifies later text changes. We will gladly prepare a layout proposal according to text specifications for the customer. Item number SWA 4242 S (for painted aluminum surface and silver anodized profiles).

| Standard sizes |          |          |          |
|----------------|----------|----------|----------|
| Data in mm     | 420      | 540      | 590      |
| 180            | SW..1842 | SW..1854 |          |
| 240            | SW..2442 | SW..2454 |          |
| 297            | SW..3042 | SW..3054 |          |
| 420            | SW..4242 | SW..4254 | SW..4259 |



The size of the wall-mounted signposts 3042 correspond to the size DIN A3 landscape. The axis dimension is important for mounting the profiles on the wall, it indicates the distance between the wall holes. The axis dimension for signposts in the 540 module grid is 522 mm. Article number with painted profiles: SWO 3042 L

| SWO 4242 L                                           | SWO 4242 L                                                                                                                                                                                                                                                                   | SWO 4242 L                                      | SWO 4242 L                                     |
|------------------------------------------------------|------------------------------------------------------------------------------------------------------------------------------------------------------------------------------------------------------------------------------------------------------------------------------|-------------------------------------------------|------------------------------------------------|
| <b>SW</b> stands for the system sieben wall signpost | <b>SWA</b> Aluminum, lacquered<br><b>SWE</b> Stainless steel<br><b>SWK</b> Acrylic, crystal clear, transparent<br><b>SWO</b> Acrylic, white, opaque, semi-transparent<br><b>SWS</b> Sandwich construction: Aluminum plate with acrylic cover (only possible with 2 profiles) | <b>42</b> Height in cm<br><b>42</b> Width in cm | <b>S</b> Silver anodized<br><b>L</b> Lacquered |
| <b>Article description</b>                           | <b>Construction, surface material</b>                                                                                                                                                                                                                                        | <b>Size</b>                                     | <b>Color system profiles</b>                   |